

# COVID-19 Epidemiology and Vaccine Update

The current situation and  
what's next?

**Michael Lauzardo, MD MSc**  
Director, UF Health, Screen, Test, & Protect COVID-19 Program  
Deputy Director, Emerging Pathogens Institute  
Associate Professor, Division of Infectious Diseases and Global Medicine

February 18, 2021  
University of Florida Faculty Senate Meeting

# Florida

 SHARE

 RECEIVE ALERTS



COVID RISK LEVEL

## Active outbreak

Florida is either actively experiencing an outbreak or is at extreme risk. COVID cases are exponentially growing and/or Florida's COVID preparedness is significantly below international standards.

### DAILY NEW CASES

 **31.0** PER 100K


Dangerous number of new cases

### INFECTION RATE

 **0.86**


Active cases are decreasing

### POSITIVE TEST RATE

 **8.4%**


Indicates adequate testing

### ICU CAPACITY USED

 **81%**

At risk to a new wave of COVID

### VACCINATED

 **11.4%** 1ST SHOT

New Indicator



# Florida's COVID-19 Data and Surveillance Dashboard

Florida Department of Health, Division of Disease Control and Health Protection

Select a County

STATE



Total Cases  
**1,844,627**

Cumulative Data for Florida

Positive Residents  
**1,811,078**

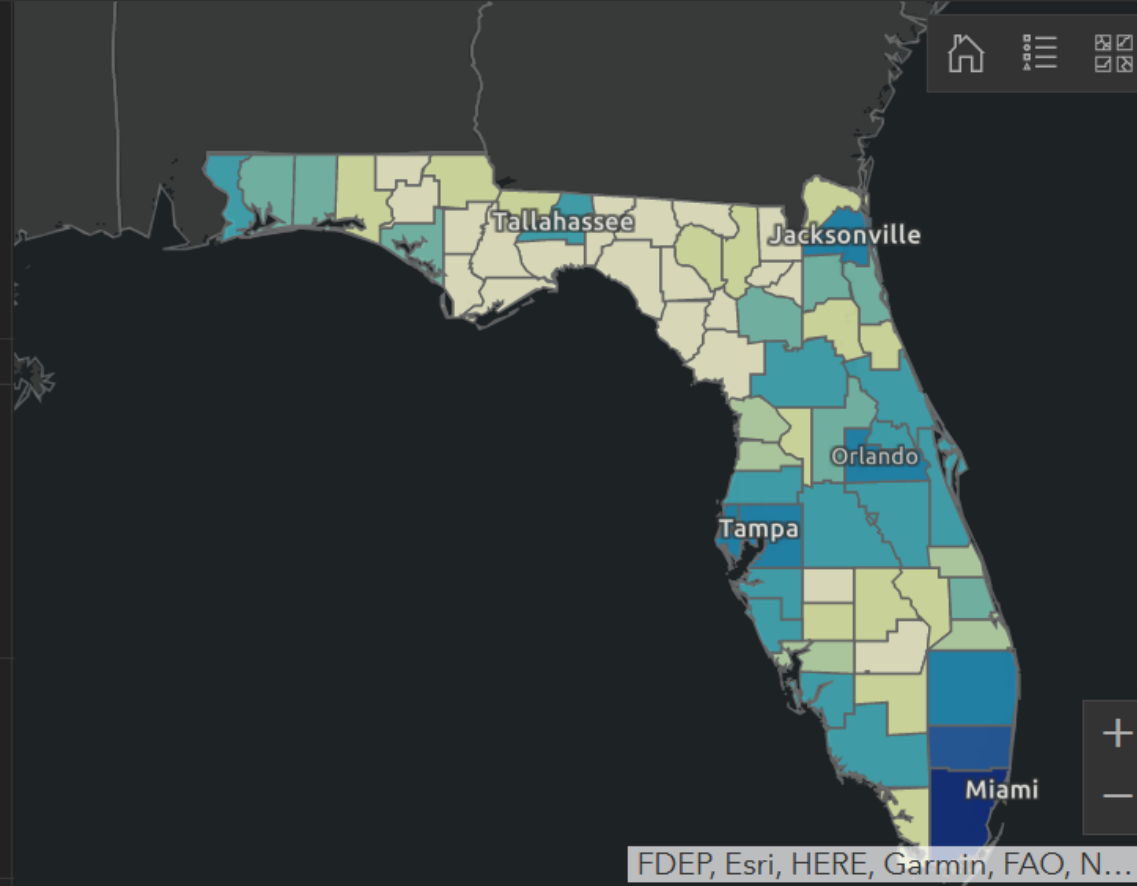
Resident Hospitalizations  
**76,825**

Florida Resident Deaths

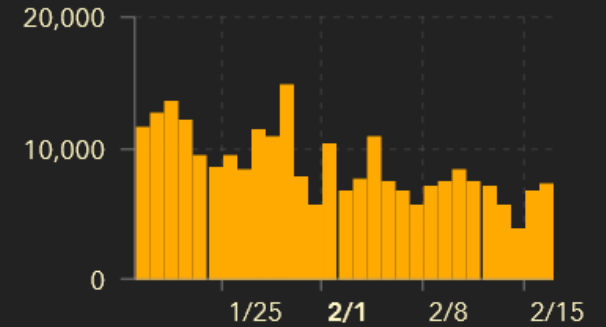
**29,311**

Non-Resident Deaths

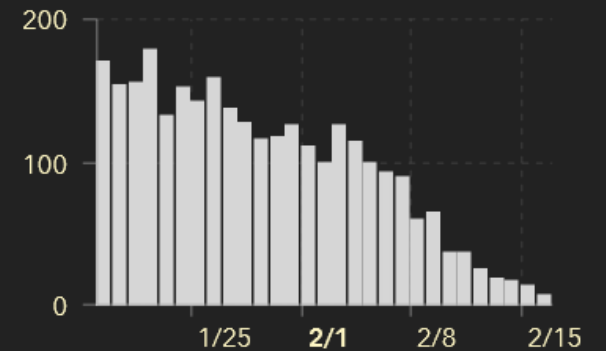
**513**



## Recent Data for Florida Residents New Cases of Residents by Day



## Resident Deaths by Date of Death



The Deaths by Day chart shows the total number of Florida residents with confirmed COVID-19 that

Data updated Daily

Comparison of counties is not possible because case data are not adjusted by population.

Florida Cases

Florida Testing

Cases by County


Rates Map

Case Maps

Cases by Zip Code

Health Metrics

USA and World

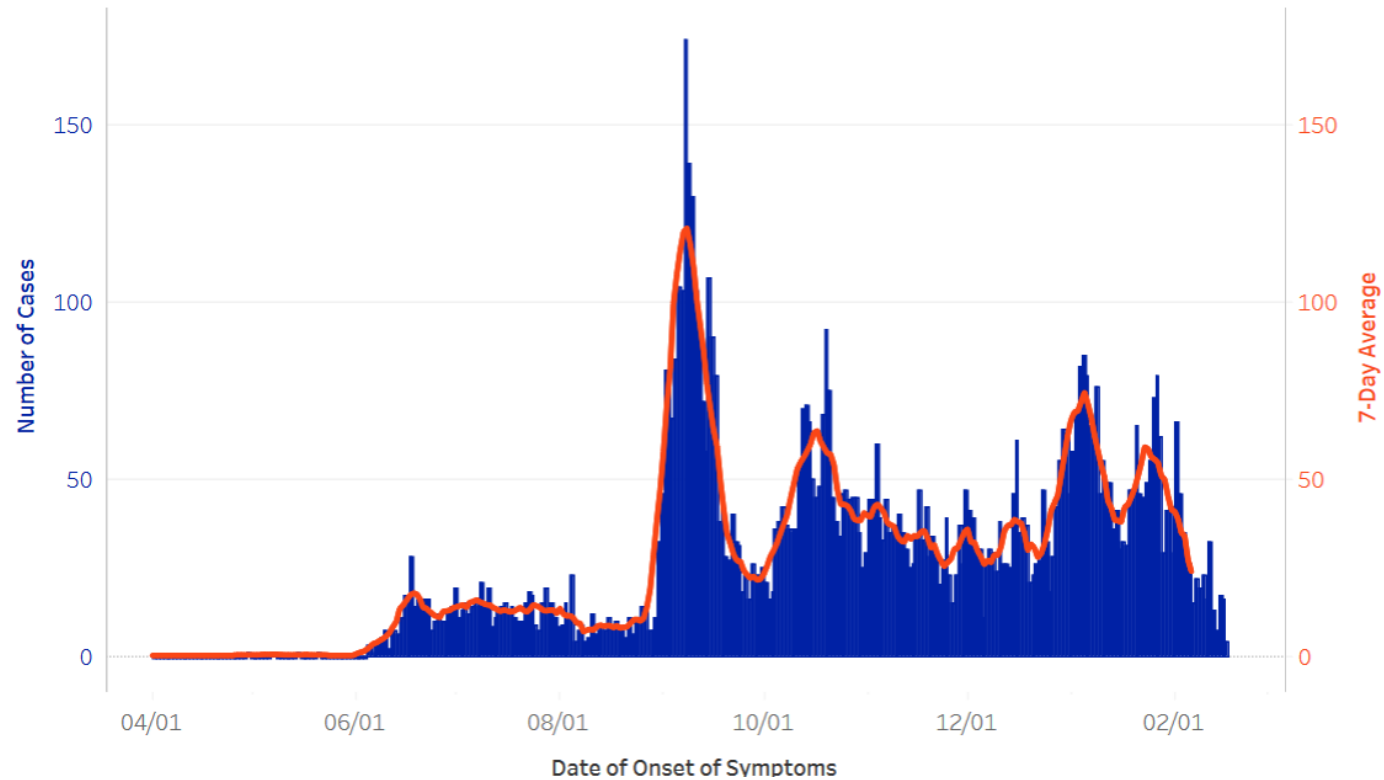


# Epidemiologic Curve COVID-19 on Campus

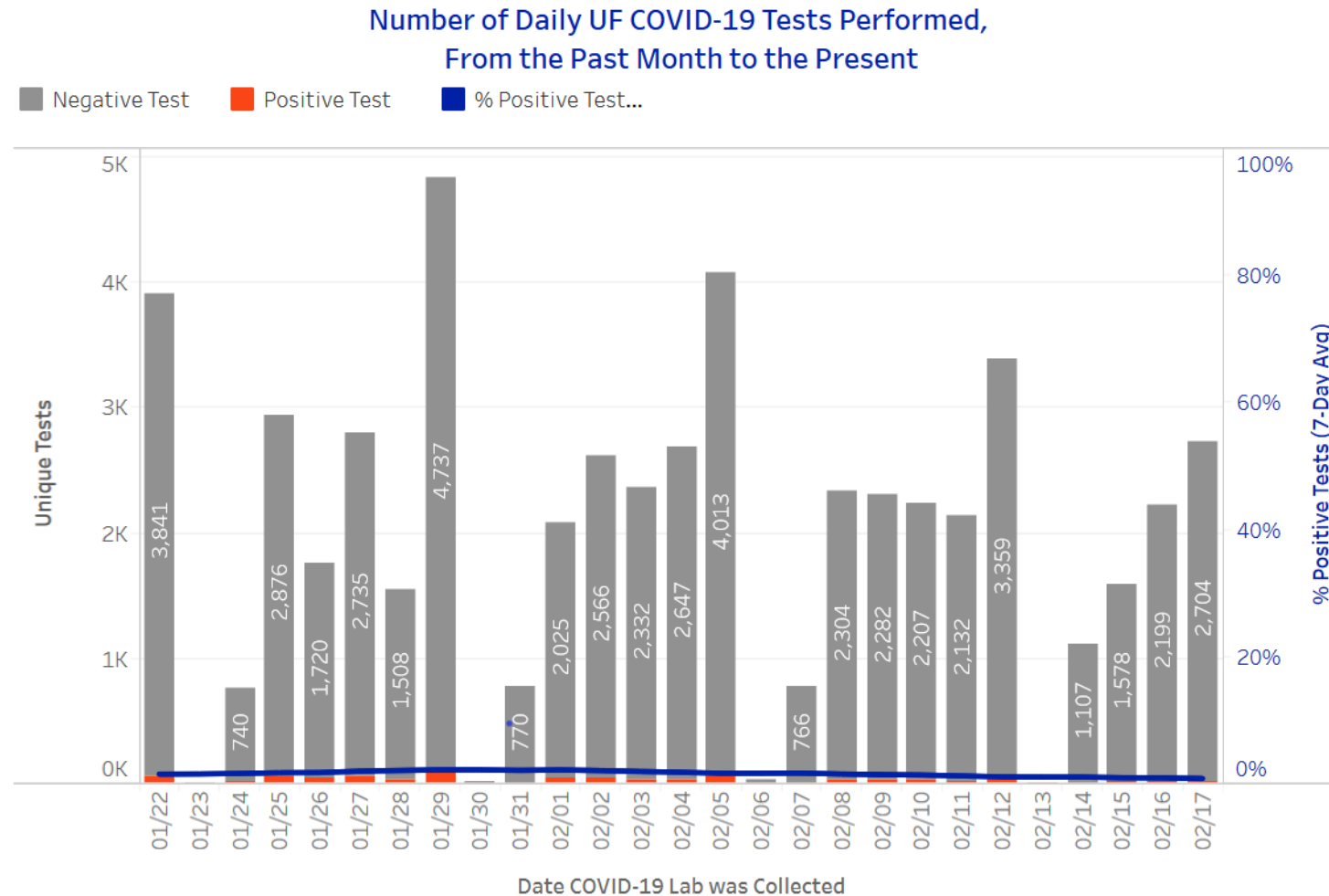
## Affiliate and Contact Tracing

UF-Affiliated Cases by Date of Onset of Symptoms, April 2020 - Present

7-Day Average    Number of Cases



# Targeted and Surveillance Testing COVID-19 on Campus



Last Updated: 2/18/2021



- Hospitalizations at UF Health have reached a plateau but this is due to more hospital transfers from out of county
- County numbers still dropping with lowest weekly totals since June
- Testing positivity rate in Alachua County has also dropped and the current 7 day average is 3.2%.

# Vaccine Update

# Alachua County Vaccination Numbers

COVID-19 doses administered in Florida	
<b>Doses administered</b>	<b>69,065</b>
Total number of doses of the COVID-19 vaccine that have been administered in Florida.	

Persons vaccinated for COVID-19 in Florida	
<b>Total people vaccinated</b>	<b>43,751</b>
First dose	18,437
Series completed	25,314
<b>First dose:</b> received their first dose of the COVID-19 vaccine. <b>Series complete:</b> received all recommended doses of the COVID-19 vaccine to be considered fully immunized.	

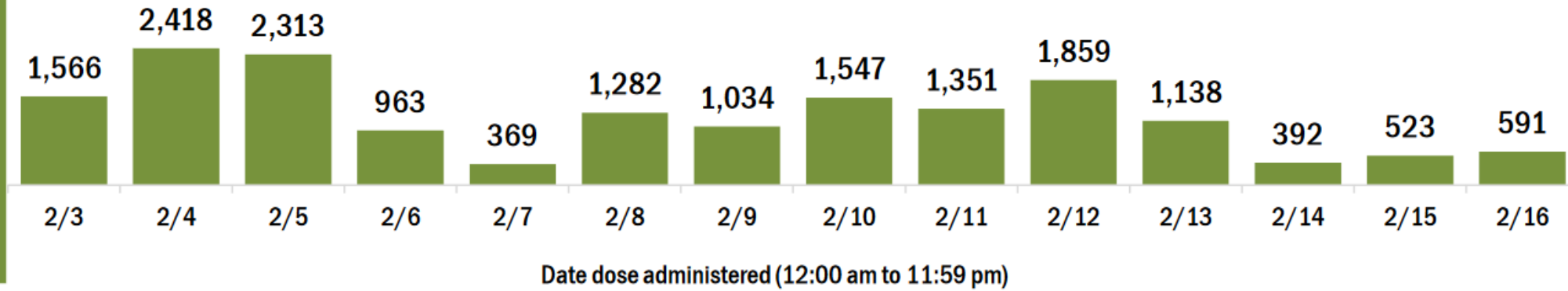
Demographic summary	First dose	Series complete	Total people vaccinated
<b>Age group</b>	<b>18,437</b>	<b>25,314</b>	<b>43,751</b>
16-24 years	555	1,510	2,065
25-34 years	896	4,569	5,465
35-44 years	941	3,263	4,204
45-54 years	1,090	2,868	3,958
55-64 years	1,911	2,778	4,689
65-74 years	7,580	5,296	12,876
75-84 years	4,333	3,176	7,509
85+ years	1,131	1,854	2,985
<b>Race</b>	<b>18,437</b>	<b>25,314</b>	<b>43,751</b>
White	13,102	18,063	31,165
Black	1,755	1,573	3,328
American Indian/Alaskan	48	78	126
Other	1,984	4,904	6,888
Unknown	1,548	696	2,244
<i>Other race includes Asian, native Hawaiian/Pacific Islander, or other.</i>			
<b>Ethnicity</b>	<b>18,437</b>	<b>25,314</b>	<b>43,751</b>
Hispanic	687	1,493	2,180
Non-Hispanic	11,049	19,393	30,442
Unknown	6,701	4,428	11,129
<b>Gender</b>	<b>18,437</b>	<b>25,314</b>	<b>43,751</b>
Female	10,942	15,264	26,206
Male	7,492	10,046	17,538
Unknown	3	4	7

62% of Alachua County Residents over 65 have been vaccinated



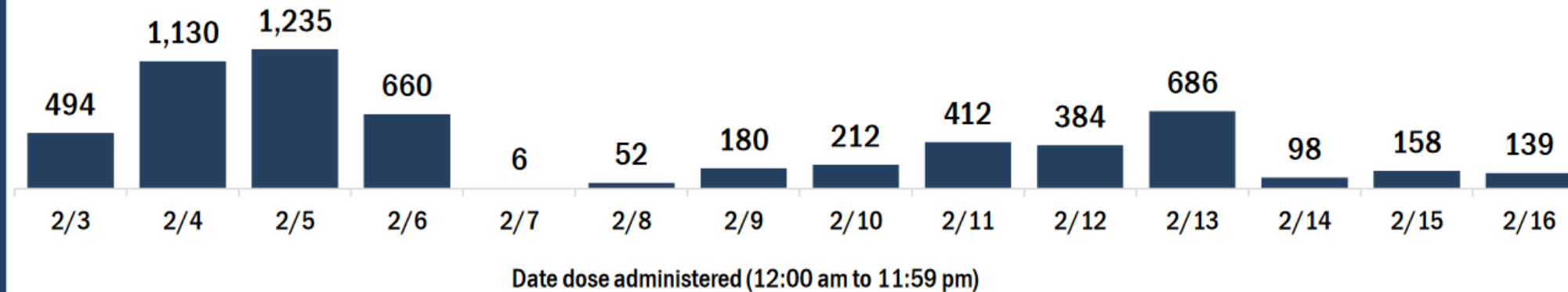
# Alachua County Vaccination Numbers

COVID-19 doses administered for the past 2 weeks





Persons vaccinated for COVID-19 for the past 2 weeks

Number of persons who received their first dose of the COVID-19 vaccine



- Vaccines are not effective until weeks after the second dose
- UF Health is responsible for vaccinating UF faculty and students
- Virus variants will make the vaccines useless
- “I want to get the \_\_\_\_\_ vaccine so I will wait until it is available.”

**NO VACUNA**  
 **NO**   
**NO MASCARILLA**







# What's Next?

*I have no talent, so I get up earlier*

*Anonymous*